

経歴 Rev.

0

## ENGINE SPECIFICATIONS

Engine Model	Engine series	3CE1(Stage 3A / Interim Tier4)
	Model No.	3CE1-BDZP1
Customer		EXPORT
Application		General power
Drawing No.		C1-1024-000-0

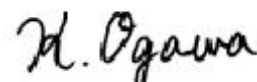
Symbol	Date	Revision Record	Issue No.
0	17 <sup>th</sup> April 2008	For confirmation of prototype engine specifications.	
	:		
	:		
	:		

ISUZU MOTORS LIMITED  
Powertrain Business Dept.

Manager



Prepared



## Engine Specifications

Model No. 3CE1-BDZP1

Rev.

0

Engine Model	Model No. 3CE1-BDZP1
Application	General power
Approved exhaust emission cert.	EPA, ARB-OR Tier-3 (Intermediate Tier4), EC stage3
Engine type	Four cycle, Water cooled, In-line, Direct injection type
No. of cylinders-bore x stroke	3 - 88.0 mm x 90.0 mm
Total piston displacement	1.642 L
Compression ratio	19 to 1

## Engine performance

## Rating

Test conditions	Standard atmospheric condition
Conforming standard JPN;JIS D0006-1 US;SAEJ1349 EU;ISO15550	With AC generator and cooling fan With air cleaner and exh. silencer

Rated Output	: 26.9 kW / 3000 min <sup>-1</sup>
Maximum Torque	: 103 Nm / approx. 1800 min <sup>-1</sup>
Fuel consumption at rated	: 259 g/kw.h
No load max. speed	: 3210±25 min <sup>-1</sup>
Low idle speed	: 900±25 min <sup>-1</sup>
Type of fuel	: Diesel fuel only ( JPN:JIS-NO.2, US:ASTM-2D, EU:EN590 )
Engine dry weight	: Approx. 165 kg
Dimensions	: L 611.0 x W 528.0 x H 682.0 ( With cooling fan )
Firing order	: 1 - 3 - 2 - 1
Rotating direction	: Clockwise viewed from cooling fan

## Engine Specifications

Model No. 3CE1-BDZP1

Rev.

0

## Fuel system

Fuel injection pump	Distributor type
Fuel injection nozzle	Hole type
Fuel filter	Paper element type
Governor type	Centrifugal-all speed governor

## Lubrication system

Lubricating system	Forced feed type
Oil grade	API class CD, SAE grade 10W30
Lubricating pump	Trochoid pump type
Oil filter	Paper element
Oil capacity	max : 6.7 L min : 3.9 L
Oil pressure(reference)	3.9 kgf/cm <sup>2</sup> at rated output 0.6 kgf/cm <sup>2</sup> at low idle

## Cooling system

Heat exchanger	None
Coolant pressure	max. 0.9 kgf/cm <sup>2</sup>
Cooling fan	Dia.360 - 7 blades - Puller, crank pulley/fan pulley = 110/110
Coolant capacity	2.0 L (engine only)

## Air cleaner

None

## Breather system

Closed type

## Starting aid

Glow plug

## Starter

12V - 1.7kW

## Generator

12V - 40A

## Allowable inclination angle

Longitudinal : 30(25) deg, Lateral : 30(25) deg  
intermitted, (continuous)

## Fuel injection timing

FIR 6 (±0.5)

## Engine color

Black

Engine Specifications

Model No. 3CE1-BDZP1

Rev.

0

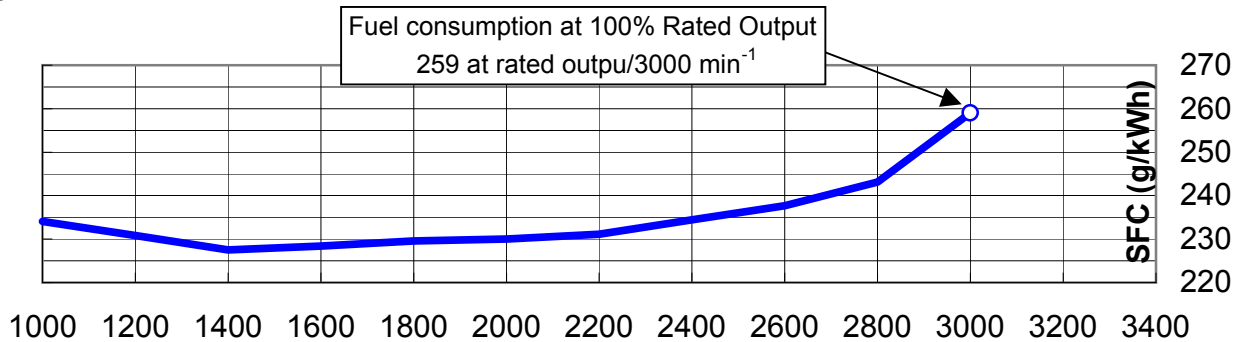
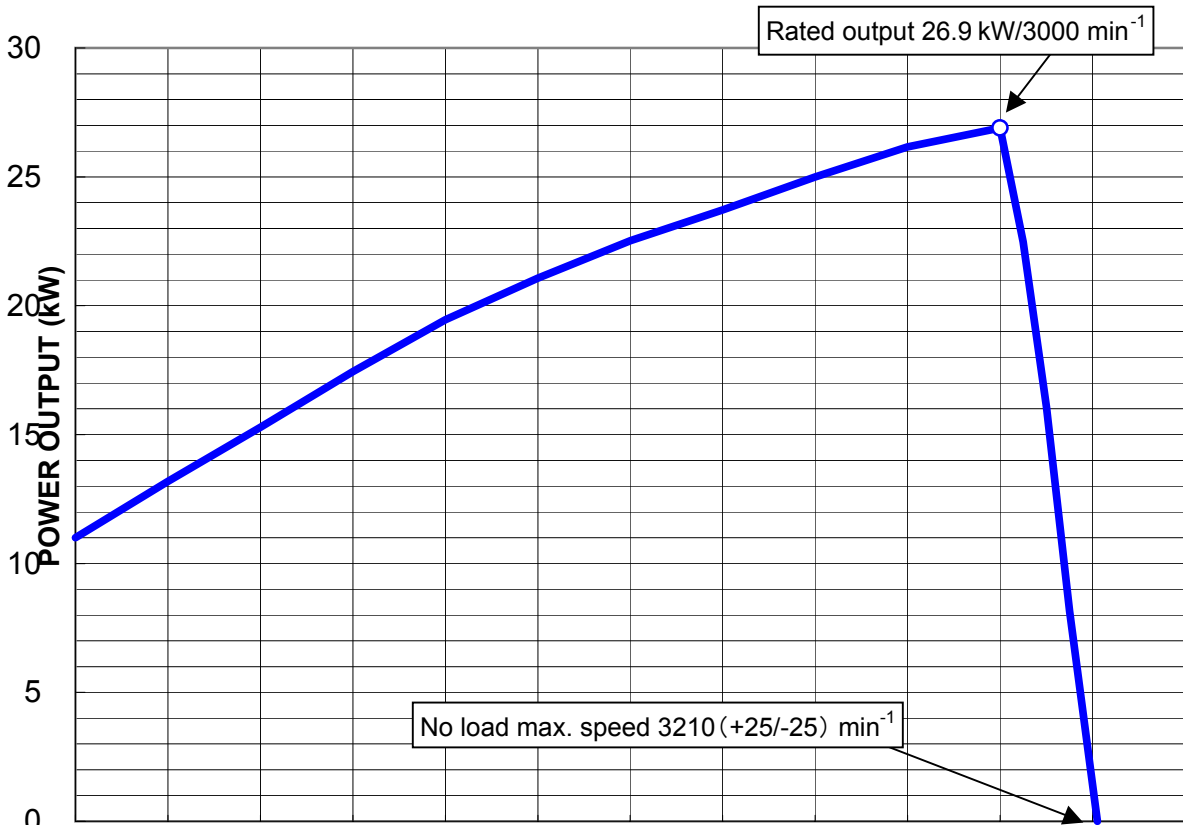
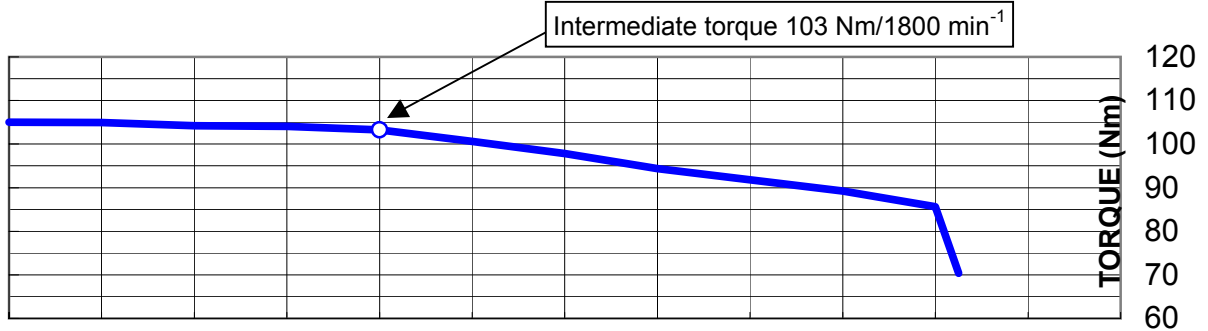
Loose parts

No.	Parts No.	Item	Qty	Remarks
1	Z14110-07760	LABEL, FUEL OIL CAUT	1	
2	586400-1420	Gasket, silencer	1	
3	586400-0560	Relay assy, glow	1	
4	586400-2190	Timer 1 sec	1	
5	586400-1240	Timer, glow plug	1	
6	586400-0550	Diode	1	
7	586400-0240	Pump, feed pump	1	
8	586400-0830	Water separator	1	

# ISUZU

## 3CE1-BDZP1 ( Interim Tier-4 ) ENGINE PERFORMANCE CURVE

Conditions	Rating
Atmospheric conditions	Standard: JIS D0006
	Standard: SAE 1349 NET
Fan speed ratio	110/110=1.0
Cooling fan	With ( Dia.360 Puller )
Air cleaner	With ( 5 inch )
Alternator	With ( No load )
Exh. Silencer	With ( Isuzu Standard )



ENGINE SPEED (min<sup>-1</sup>)

## Engine specifications Revision chart

Customer : EXPORT

Engine Model : 3CE1-BDZP1

Application : General power

Rev. No.	IS No.	Date	Page	Item	Previous	Current	Description (Reason of change)
0	IS-08-052-0	17 <sup>th</sup> April '08		For confirmation of prototype engine specifications			

# ISUZU

## 3CE1-BDZP1 ( Interim Tier-4 ) ENGINE PERFORMANCE CURVE

Conditions	Rating
Atmospheric conditions	Standard: JIS D0006
	Standard: SAE 1349 NET
Break-in time	0.1hr
Fan speed ratio	110/110=1.0
Cooling fan	With ( Dia.360 Puller )
Air cleaner	With ( 5 inch)
Alternator	With ( No load )
Exh. silencer	With ( Isuzu Standard )

