

経歴 Rev.

0

ENGINE SPECIFICATIONS

Engine Model	Engine series 2CA1(Tier-4)
	Model No. 2CA1-AZP01
Customer	EXPORT
Application	General power
Drawing No.	C1-1020-000-0

Symbol	Date	Revision Record	Issue No.
0	6 th Nov. 2008	For confirmation of prototype engine specifications.	

ISUZU MOTORS LIMITED
Powertrain Business Dept

Approval
S. Nogami
S. Nogami
Group Leader

Check
H. Harada
H. Harada
Manager

Issue
K. Ogawa
K. Ogawa

Engine Specifications

Model No. 2CA1-AZP01

Rev.

0

Engine Model	Model No. 2CA1-AZP01
Application	General power
Approved exhaust emission cert.	EPA, ARB-OR : Tier-4
Engine type	Four cycle, water cooled, In-line, Indirect injection type
No. of cylinders-bore x stroke	2 - 70.0 mm x 74.0 mm
Total piston displacement	0.57 L
Compression ratio	23.4 to 1

Engine performance

Rating

Test conditions	Standard atmospheric condition
Conforming standard JPN;JIS D0006-1 US;SAEJ1349 EU;ISO15550	With AC generator and cooling fan With air cleaner and exh. silencer

Rated Output	: 9.8 kW / 3600 min ⁻¹
Maximum Torque	: 30.1 Nm / approx. 2600 min ⁻¹
Fuel consumption at rated.	: 323 g/kw.h or less
No load max. speed	: 3815 ± 25 min ⁻¹
Low idle speed	: 1300 ± 25 min ⁻¹
Type of fuel	: Diesel fuel only (JPN:JIS-NO.2, US:ASTM-2D, EU:EN590)
Engine dry weight	: Approx. 84 kg
Dimensions	: L 444.0 x W 457.0 x H 533.0 (With cooling fan)
Firing order	: 1 - 2 - 1
Rotating direction	: Clockwise viewed from cooling fan

Engine Specifications

Model No. 2CA1-AZP01

Rev.

0

Fuel system

Fuel injection pump	Bosch in-Line
Fuel injection nozzle	Hole type
Fuel filter	Paper element type
Governor type	Centrifugal-all speed governor

Lubrication system

Lubricating system	Forced feed type
Oil grade	API class CD, SAE grade 10W30
Lubricating pump	Trochoid pump type
Oil filter	Paper element
Oil capacity	max : 2.2 L min : 1.2 L
Oil pressure(reference)	3.5 kgf/cm ² at rated output

Cooling system

Heat exchanger	None
Coolant pressure	max. 0.9 kgf/cm ²
Cooling fan	Dia. 290 - 6 - puller, crank pulley/fan pulley = 110/100
Cooling water	0.6 L (engine only)

Air cleaner

None

Breather system

Closed type

Starting aid system

Glow plug

Starter

12V - 1.1kW

Generator

12V - 40A

Allowable inclination angle

Longitudinal : 30(25), Lateral : 30(25)
intermitted, (continuous)

Fuel injection timing

FID 21

Engine color

Black

Engine Specifications

Model No. 2CA1-AZP01

Rev.

0

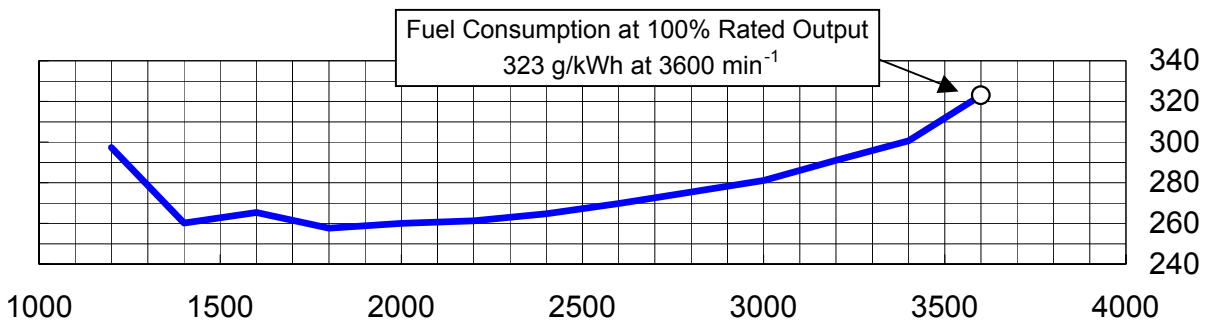
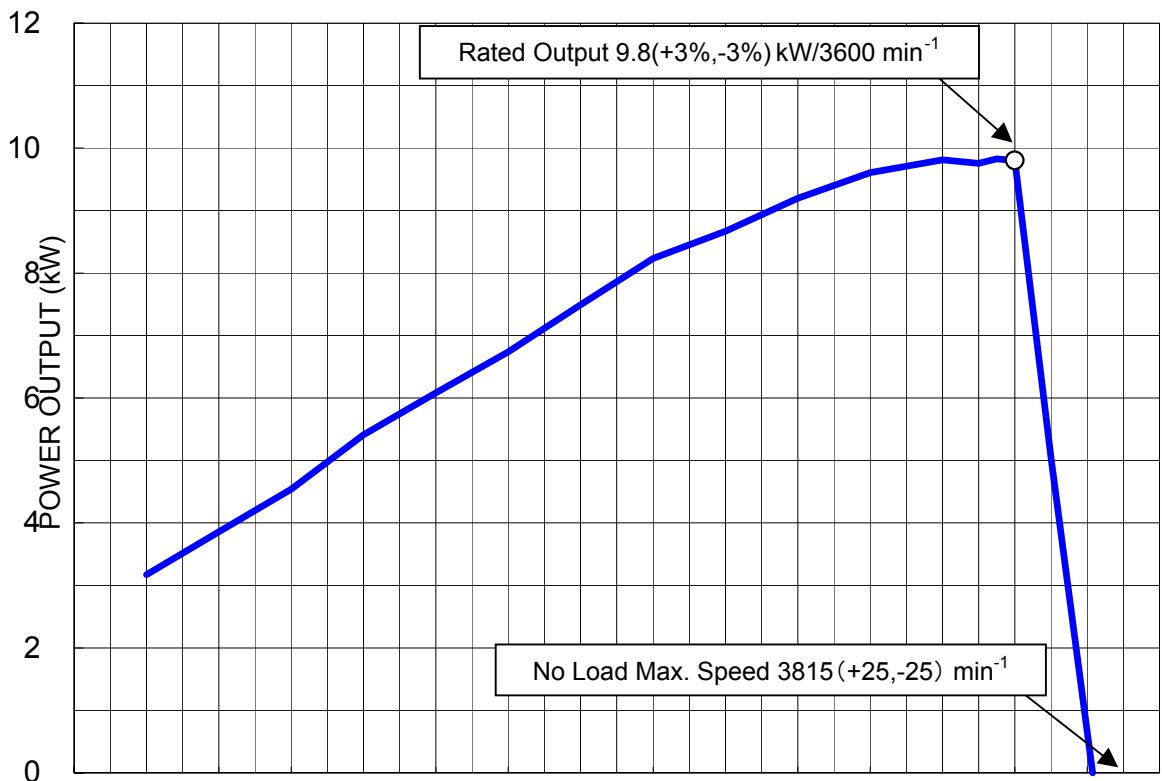
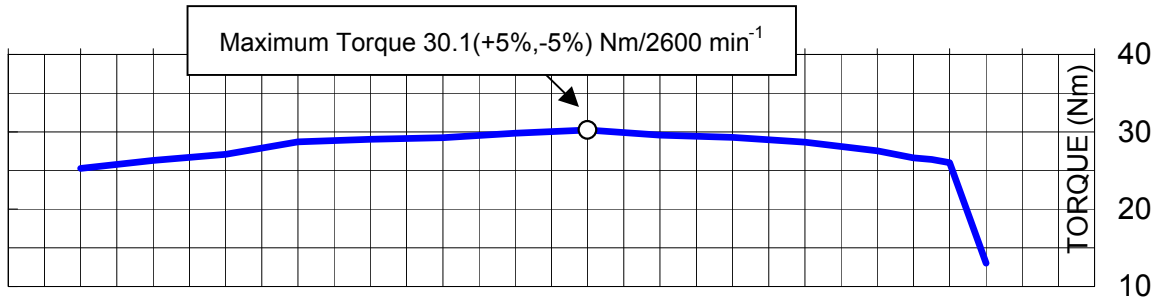
Loose parts

No.	Parts No.	Item	Qty	Remarks
1	Z29942-07760	Label,Fuel oil caution	1	
2	586400-6330	Gasket, silencer	1	
3	586400-0240	Pump, fuel feed	1	
4	586400-8170	Separator assy, water	1	
5	586400-0550	Diode	1	
6	586400-0560	Relay assy, glow	1	
7	586400-8120	Timer, glow	1	
8	586400-2190	Timer, section 1	1	

ISUZU

**2CA1-AZP01(Tier-4)
PERFORMANCE CURVE**

Conditions	Rating
Atmospheric conditions	Standard: JIS D0006 (NET) Standard: SAE J1349 NET (with Fan)
Break-in time	0.1hr
Fan speed ratio	110/100=1.1
Cooling fan	With (Dia.290-Puller)
Air cleaner	With
Alternator	With
Exh. silencer	With



ENGINE SPEED (min⁻¹)

Engine specifications Revision chart

Customer : EXPORT

Engine Model : 2CA1-AZP01

Application : General power

Rev. No.	IS No.	Date	Page	Item	Previous	Current	Description (Reason of change)
0	IS-08-185-0	6th Nov. '08		For confirmation of prototype engine specifications			